

BMR METROPOLITAN DISTRICT
8390 E. CRESCENT PKWY., STE. 300
GREENWOOD VILLAGE, CO 80111
Phone: 303-779-5710 Fax: 303-779-0348
www.bmrmetro.com

NOTICE OF REGULAR MEETING AND AGENDA

DATE: Tuesday, June 1, 2021
TIME: 6:00 p.m.
PLACE: Lowell Ranch
 2330 S. I-25, East Frontage Road
 Castle Rock, CO 80104

*Attendees who have been vaccinated for COVID-19 will not be required to wear protective face masks. Attendees who have **not** been vaccinated for COVID-19 will be required to wear protective face masks.*

<u>Board of Directors</u>	<u>Office</u>	<u>Term Expires</u>
Russell Grant	President	May, 2022
Calvin Bills	Vice President	May, 2023
Frank Strand	Secretary/Treasurer	May, 2023
Stephen Vrabel	Assistant Secretary/Treasurer	May, 2022
Vacancy	Assistant Secretary	May, 2023

- I. CALL TO ORDER**
- II. DECLARATION OF QUORUM / DIRECTOR QUALIFICATIONS/ DISCLOSURE OF CONFLICTS**
 - A. Present disclosures of potential conflicts of interest
 - B. Confirm quorum and location of meeting
- III. APPROVAL OF AGENDA**
- IV. COMMUNITY COMMENTS**
 - A. Members of the public may express their views to the Board on matters that affect the District that are otherwise not on the agenda. Comments will be limited to three (3) minutes per person.
- V. WATER OPERATOR**

- A. Monthly System Report

VI. ENGINEER

VII. MANAGER'S REPORT / ADMINISTRATIVE MATTERS

- A. Review and Consider Approval of May 4, 2021 Regular Meeting Minutes (enclosure)
- B. Review and Consider Approval of CRR for April 2021 Totaling \$37,036.79 (enclosed)
- C. Review and Accept April 30, 2021 Financial Statements (enclosed)
- D. Review and Accept Cash Position Report as of June 2021 (to be distributed)
- E. Monthly Water Report Summary (enclosure)
 - 1. Approve Consumption and Charges Report (enclosure)
 - 2. High Consumption Water Usage Report (enclosure)
 - 3. Leak and Landscaping Credit Approval Reports (enclosure)
 - 4. Zero and No Read Meter Reports (enclosure)
 - 5. Watch List (enclosure)
 - 6. Tap Fee Tracking (enclosure)
- F. Review and Consider Approval of Site Wise Proposal for Meter Reads (enclosed)
- G. Update on Transfer of Accounts Payable Processing to Simmons & Wheeler P.C.

VIII. DIRECTOR DISCUSSION-ACTION

- A. Discuss Status of Proposed City of Castle Rock Water Supply for BMR – Directors Vrabell and Grant
- B. Update on Needed Repairs to the Arapahoe Well – Director Grant
- C. Other

IX. ATTORNEY MATTERS

- A. Executive Session, if needed, and called in accordance with 24-6-402 (4) (b) (c) (d) (f) or (g) CRS regarding matters that may be subject to negotiation, receiving legal advice or potential personnel matters relating to water service from Castle Rock and internal Board governance matters.

X. OTHER BUSINESS

XI. ADJOURNMENT

The next regular meeting is scheduled for July 6, 2021 at 6:00 p.m. at Lowell Ranch, 2330 S. I-25, East Frontage Road, Castle Rock, CO 80104

RECORD OF PROCEEDINGS

MINUTES OF A REGULAR MEETING OF
THE BOARD OF DIRECTORS OF THE
BMR METROPOLITAN DISTRICT (THE "DISTRICT")
HELD
MAY 4, 2021

A regular meeting of the Board of Directors of the BMR Metropolitan District (referred to hereafter as the "Board") was convened on Tuesday, May 4, 2021, at 6:00 p.m. at Lowell Ranch, 2330 S. I-25, Castle Rock CO. *Individual protective face masks were required for all attendees and social distancing of 6 feet was observed.*

ATTENDANCE

Directors In Attendance Were:

Russell Grant, President
Frank Strand; Secretary/Treasurer
Stephen Vlabel; Assistant Secretary/Treasurer

Also, In Attendance Were:

Denise Denslow & Nic Carlson; CliftonLarsonAllen LLP
Tim Flynn; Collins, Cockrel & Cole PC
Tom Schubert & Bob Clodfelter; ORC
Edward Ammon, 1728 Wildfire Circle
Ann Molner, 4219 Serenade Road
Larry Lomison, 501 Chandelle Road
Brian Harris, 426 Bell Star Circle

I. CALL TO ORDER

The meeting was called to order at 6:00 p.m. by Director Grant.

II. DECLARATION OF QUORUM/ DIRECTOR QUALIFICATIONS/ POTENTIAL CONFLICTS OF INTEREST

After each Director had summarily stated for the record the fact and nature of his or her respective private interest and stated that the determination to participate in voting or take any other action on any contract or other matter in which he or she may have a private interest would be made in compliance with Section 24-18-109(3)(a) and (b), C.R.S., on an *ad hoc* basis, the Board turned its attention to the remaining agenda items.

Disclosure of Potential Conflicts of Interest: All of the Directors had previously filed Disclosure of Potential Conflict of Interest Statements with the Board and the Secretary of State in accordance with statutory requirements. Such conflicts arise because each Director is also a Director on Consolidated Bell Mountain Ranch Metropolitan District. The BMR Metropolitan District has entered into and may from time to time enter into additional agreements with Consolidated Bell Mountain Ranch Metropolitan District.

RECORD OF PROCEEDINGS

All Disclosures of Potential conflict of Interest Statements whether filed for this meeting or previously filed are deemed continuing in nature and are incorporated into the record of this meeting. All Directors stated that the participation of at least three of them in the meeting was necessary to obtain a quorum of the Board or otherwise enable the Board to act.

Upon a motion duly made by Director Strand, seconded by Director Vrabel, and, upon vote, unanimously carried, the Board excused the absence of Director Bills.

III. APPROVAL OF AGENDA

Upon a motion duly made by Director Strand, seconded by Director Vrabel, and upon vote unanimously carried, the Board approved the Agenda as presented.

IV. COMMUNITY COMMENTS

Public Comment: None.

V. WATER OPERATOR

A. Monthly System Report: Mr. Schubert reviewed the following with the Board:

- All sampling was completed for the month.
- Mountain Peaks repaired the auto sample for the wastewater discharge needs repair. The flow meter built into the sampler did not reflect the volume of sample collected. After the first sample aliquot was collected, the sampler turned off and showed an error message that no sample was collected, and the sampler would not continue sampling.
- Completed verification of distribution pipe sizing per request on Russ Grant.
- Replacement filter media has been ordered from Evoqua for the water softeners.
- Continued looking into zero reads water meters. The homeowners have been contacted and appointments have been made to check the functionality of these meters.
- Responded to 1093 Night Wind Circle on Thursday, April 28th regarding a low-pressure report. It was determined the homeowners pressure reducing valve (PRV) had failed.
- We are still waiting for the radiator for the generator at the well site. Power Systems West does not have a firm arrival date for the radiator.
- The softener heads are not functioning properly. There is a problem with the heads not communicating with each other. Steven Stuart with Evoqua was called and left a message for him to call back as we will need his help determining why the problems has occurred again. This seems as if it the same type of malfunction that Evoqua repaired a

RECORD OF PROCEEDINGS

couple of months ago.

- Had issues with flow control valve on a booster pumps. Correct adjustments have been made.
- The Denver Well X-Reporter software failed to collect data from 4/4/21 to-date. Mountain Peaks has been contacted and a technician will check the software within the next few days.
- The routine maintenance of valve exercising is continuing throughout the distribution system.

VI. ENGINEER ITEMS

None.

V. MANAGER'S REPORT/ ADMINISTRATIVE MATTERS

A. Review and Consider Approval of the April 6, 2021 Regular Meeting

Minutes: Director Grant reviewed with the Board. Upon a motion duly made by Director Strand, seconded by Director Vrabel, and, upon vote, unanimously carried, the Board approved the April 6, 2021 Regular Meeting Minutes.

B. Review and Consider Approval of CRR for March 2021 Totaling

\$35,789.50: Director Grant reviewed with the Board. Upon a motion duly made by Director Strand, seconded by Director Vrabel, and, upon vote, unanimously carried, the Board approved the March 2021 CRR Totaling \$35,789.50.

C. Review and Accept Cash Position Report as of May 2021:

Director Grant reviewed with the Board. As of May 4, 2021, funds available for operations are \$916,925.45. Upon a motion duly made by Director Strand, seconded by Director Vrabel, and, upon vote, unanimously carried, the Board accepted the May 2021 Cash Position Report.

D. Monthly Water Reports Summary:

- **Consumption & Charges Report:**
- **High Consumption Water Usage Report:**
- **Leak and Landscaping Credit Approval Reports:**
- **Zero and No Read Meter Reports:**
- **Watch List:**
- **Tap Fee Tracking:**

Mr. Carlson reviewed with the Board. The Board accepted the reports.

E. Update on Backflow Preventer Inspections: Mr. Carlson reviewed the report with the Board and noted 24 total backflows haven submitted to BMRMD. Mr. Carlson has drafted correspondence that will be sent via email next week.

RECORD OF PROCEEDINGS

F. Update to the AP Process: Ms. Denslow reviewed with the Board noting that the Accounts Payable services will begin coverage under the engagement of Simmons & Wheeler, P.C. Mr. Flynn will follow up on the engagement and determine a start date.

G. Approval Audit Engagement Letter with Wipfli to Prepare 2020 Audit - \$3850: Ms. Denslow reviewed with the Board. Upon a motion duly made by Director Grant, seconded by Director Strand, and, upon vote, unanimously carried, the Board approved the engagement letter with Wipfli to conduct the 2020 Audit for the District.

VIII. DIRECTOR ITEMS- ACTION

A. Status of Proposed City of Castle Rock Water Supply for BMR – Directors Vrabel and Grant: A draft Intergovernmental Agreement is still in the process of being modified. Detailed discussion was deferred to the Executive Session.

B. Update on Needed Repairs to the Arapahoe Well – Director Grant: Director Grant reported that a contract has been awarded to Colorado Pump Service & Supply in the amount of \$112,692.00. The repair include replacement of the well pump and all ancillary parts and controls. The new pump will only be used for emergency service, but will be able to continuously pump 200 gpm, with a maximum capability of 250 gpm for approximately 3 days. The Board had previously approved an expenditure for \$100,000 for repair of the Arapahoe well using emergency contracting procedures. Hence, an increased amount to \$112,692 needed to be ratified.

Upon a motion duly made by Director Strand, seconded by Director Vrabel, and, upon vote, unanimously carried, the Board ratified the contract with Colorado Pump Service & Supply for \$112,692 to repair the Arapahoe well.

C. Other: A temporary recess was taken at 6:32 p.m. The Board resumed at 7:55 p.m.

IX. ATTORNEY ITEMS

A. Executive Session, if needed, and called in accordance with 24-6-402 (4) (b) (c) (d) (f) or (g) CRS regarding matters that may be subject to negotiation, receiving legal advice or potential personnel matters relating to water service from Castle Rock and internal Board governance matters.

Upon a motion duly made by Director Grant, seconded by Director Vrabel, the Board entered into Executive Session at 7:55 p.m. and adjourned out of Executive Session at 8:45 p.m.

No action was taken.

RECORD OF PROCEEDINGS

X. OTHER
BUSINESS

None.

XI. ADJOURNMENT

Director Grant adjourned the meeting at 8:45 p.m.

Respectfully submitted,

Secretary for the Meeting

BMR CRR

DOWNLOAD

BACK

VENDOR	INVOICE #	DATE	DUE DATE	AGING	APPROVAL STATUS	PAYMENT STATUS	OPEN BALANCE
BMR Metro Dist.	35516	03/26/20	03/26/20	425	Approved	Unpaid	0.00
Century Link	303-814-1849241BApr21	04/30/21	04/30/21	25	Approving	Unpaid	161.13
CliftonLarsonAllen, LLP	2865861	04/30/21	04/30/21	25	Approving	Unpaid	3947.76
CliftonLarsonAllen, LLP	2864841	04/30/21	04/30/21	25	Approving	Unpaid	5236.07
Collins Cockrel & Cole	5005Mar21	03/31/21	03/31/21	55	Approving	Unpaid	5311.50
Collins Cockrel & Cole	5005Apr21	04/30/21	04/30/21	25	Approving	Unpaid	5439.16
Diversified Underground, Inc	23620	04/30/21	04/30/21	25	Approving	Unpaid	175.00
HBS	FR597695	04/30/21	04/30/21	25	Approving	Unpaid	83.25
IREA	23016200Apr21	04/30/21	04/30/21	25	Approving	Unpaid	21.83
IREA	21351401Apr21	04/30/21	04/30/21	25	Approving	Unpaid	1286.39
IREA	23939000Apr21	04/30/21	04/30/21	25	Approving	Unpaid	2862.68
Inland Potable Services	B78-051721	05/19/21	05/19/21	6	Approving	Unpaid	2750.00
ORC Water Professionals Inc	253618	04/30/21	04/30/21	25	Approving	Unpaid	9723.74
Utility Notification Center of CO	221040158	04/30/21	04/30/21	25	Approving	Unpaid	38.28
Grand Total							37036.79

BMR Metropolitan District
Financial Statements

April 30, 2021

SIMMONS & WHEELER, P.C.

Certified Public Accountants

304 Inverness Way South, Suite 490, Englewood, CO 80112

(303) 689-0833

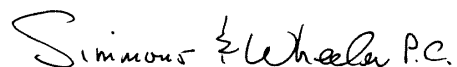
ACCOUNTANT'S COMPILATION REPORT

Board of Directors
BMR Metropolitan District

Management is responsible for the accompanying financial statements of each major fund of BMR Metropolitan District, as of and for the period ended April 30, 2021, which are comprised of the Balance Sheet and the related Statement of Revenues, Expenditures and Changes in Fund Balance – Budget and Actual – Water Enterprise Fund for the four months then ended in accordance with accounting principles generally accepted in the United States of America. We have performed a compilation engagement in accordance with the Statements on Standards for Accounting and Review Services promulgated by the Accounting and Review Services Committee of the AICPA. We did not audit or review the financial statements nor were we required to perform any procedures to verify the accuracy or completeness of the information provided by management. Accordingly, we do not express an opinion, a conclusion, nor provide any form of assurance on these financial statements.

Management has elected to omit the Statement of Net Position, Statement of Activities, Management Discussion and Analysis, the Statement of Cash Flows and all of the disclosures required by accounting principles generally accepted in the United States of America. If the omitted disclosures were included in the financial statements, they might influence the user's conclusions about the District's financial position and results of operations. Accordingly, the financial statements are not designed for those who are not informed about such matters.

We are not independent with respect to BMR Metropolitan District because we performed certain accounting services that impaired our independence.



May 27, 2021
Englewood, Colorado

BMR Metropolitan District
Balance Sheet
April 30, 2021

See Accountant's Compilation Report

Assets	
Current assets	
Cash and investments	\$ 1,014,716
Restricted Cash - CWRPDA	-
Prepaid Insurance	-
Accounts receivable-Other	-
Accounts receivable-Water	<u>48,870</u>
Total current assets	<u>1,063,586</u>
Other assets	
Fixed assets, net of depreciation	<u>2,241,867</u>
	<u>2,241,867</u>
	<u><u>\$ 3,305,453</u></u>
Liabilities and Net Position	
Current liabilities	
Accounts payable	\$ 73,279
Accounts payable - Well	-
Retainage Payable - Well	-
Accrued Interest - CWRPDA Loan	<u>2,109</u>
Total current liabilities	<u>75,388</u>
Long-term debt	
CWRPDA - Loan	<u>594,310</u>
Total long term debt	<u>594,310</u>
Total liabilities	<u>669,698</u>
Net Position	
Investment in Capital Assets Net	1,548,758
Reserved for Water	220,000
Reserved for Capital Improvements	220,000
Reserve for Revolving Loan	64,000
Unreserved Funds	<u>582,997</u>
	<u>2,635,755</u>
	<u><u>\$ 3,305,453</u></u>

BMR Metropolitan District
Statement of Revenues, Expenditures and Changes in Fund Balance
Budget and Actual - Water Enterprise Fund
For the Four Months April 30, 2021

See Accountant's Compilation Report

	Annual <u>Budget</u>	<u>Actual</u>	Variance Favorable (Unfavorable)	Percentage of Annual <u>Budget</u>
Revenues:				
Water usage charge (Through Apr 2021)	\$ 245,000	\$ 28,997	\$ (216,003)	11.8%
Water service charge (Through Apr 2021)	374,400	124,686	(249,714)	33.3%
Water availability charge (Through Apr 2021)	5,670	1,456	(4,214)	25.7%
Availability charges (Through Apr 2021)	1,491	-	(1,491)	0.0%
Tap Fees	52,500	52,500	-	100.0%
Renewable Water Source Fee (Through Apr 2021)	37,440	12,429	(25,011)	33.2%
Other income	8,000	1,876	(6,124)	23.5%
	<u>724,501</u>	<u>221,944</u>	<u>(502,557)</u>	<u>30.6%</u>
Expenditures:				
System operator	60,000	10,880	49,120	18.1%
District management	60,000	19,392	40,608	32.3%
Accounting	13,000	4,086	8,914	31.4%
Audit	5,000	-	5,000	0.0%
Legal	40,000	12,700	27,300	31.8%
Miscellaneous expense	5,000	379	4,621	7.6%
Directors Fees	500	-	500	0.0%
Insurance	14,400	12,437	1,963	86.4%
Dues & Memberships	1,000	1,173	(173)	117.3%
Meter install / inspect	7,500	594	6,906	7.9%
Iron removal/Chemicals/Filters	50,000	11,587	38,413	23.2%
Water testing	30,000	6,606	23,394	22.0%
Utilities	62,000	17,964	44,036	29.0%
Utility Locates	10,000	346	9,654	3.5%
Water System Maintenance	85,000	24,467	60,533	28.8%
Water System Improvements	40,000	2,168	37,832	5.4%
Landscape Maintenance/Repairs	4,000	303	3,697	7.6%
Water System Repairs	50,000	21,580	28,420	43.2%
Engineering	50,000	315	49,685	0.6%
Water billing service	48,000	14,381	33,619	30.0%
Telephone	2,800	770	2,030	27.5%
Renewable Water Expenses	100,000	-	100,000	0.0%
Capital Projects/Reserve	220,000	-	220,000	0.0%
Revolving Fund Reserve	64,000	-	64,000	0.0%
Contingency	131,361	-	131,361	0.0%
Interest Expense - CWRPDA	12,305	4,131	8,174	33.6%
Revolving Loan Repayment	50,893	25,320	25,573	49.8%
Appropriated Renewable Water Expenses	220,000	-	220,000	0.0%
	<u>1,436,759</u>	<u>191,579</u>	<u>1,245,180</u>	<u>13.3%</u>
Excess (deficiency) of revenues over expenditures	(712,258)	30,365	742,623	
Fund Balance - beginning	<u>712,258</u>	<u>1,056,632</u>	<u>344,374</u>	
Fund Balance - ending	<u>\$ -</u>	<u>\$ 1,086,997</u>	<u>\$ 1,086,997</u>	

MAY 2021 Water Report Summary

Consumption and Charges

	No. of Customers	No. of Customers over 25,000	% of Customers over 25,000	Total Consumption	Average Use Per Customer in 1-mo Period	8A Service Charges	8R Renew. H2O Resource Fee	8W Usage Charges	8Z Avail Charges	Additional Charges*	TOTAL Charges
Residential											
MAY	313	0	1%	1,660,000 gals	5,304 gals	\$31,232.23	\$3,123.23	\$8,332.40	\$315.00	\$35,145.00	\$75,024.66
2021 totals	313	1	1%	<u>7,325,000</u> gals	9,733 gals	\$155,294.71	\$15,529.46	\$37,269.90	\$1,771.00	\$47,757.95	\$242,093.56
Commercial											
MAY	3	0	0%	1,000 gals	333 gals	\$100.00	\$5.00	\$5.00	\$0.00	\$0.00	\$110.00
2021 totals	3	0	0%	1,000 gals	333 gals	\$500.00	\$25.00	\$5.00	\$0.00	\$0.00	\$530.00

* Penalties, corrected and final bills, returned checks, TAP FEES

Report	Number of Properties	
Watch List	0	PENALTIES WILL BE REINSTATED ON 6/26/21
Leak Credit Report	0	
Landscape Credit	0	
High Consumption	2	nothing over 30 kgallons- however both showed noticable increase over last years avg. consumption- sent notices
Zero & No Read	2	2locations reporting zero consumption for the 2 consecutive month. One address confirmed vacant. ORC has been unable to get intouch with owner of the other

BILLING CYCLE FOR BMR		Please note: Penalties are added for any account that has a balance of \$25.00 or more on the 26th of the month. Shut offs are applied to any account that is or has been delinquent for 60 days or more with a past due amount of \$100.00 or more.
BILL IS SENT:	26th	
BILL IS DUE:	20TH	
PENALTIES:	26TH	
DATE OF SHUT OFFS:	60 days past due date	

CONSUMPTION & CHARGES REPORT

Residential

2021	No. of		% of	Total	Avg Use			8A	8R	8W	8Z	Additional	TOTAL
	No. of	Customers	Customers		Consumption	per Customer	in 1-mo. Period	Service	Renew. H2O	Usage	Avail		
	Customers	over 25,000	over 25,000				Charges	Resource Fee	Charges	Charges			
Jan	310	1	0%	1,495,000	gals	4,823	gals	\$30,954.84	\$3,095.48	\$7,570.30	\$367.50	\$110.00	\$39,002.64
Feb	310	1	0%	1,522,000	gals	4,910	gals	\$30,964.28	\$3,096.42	\$8,127.20	\$367.50	\$184.00	\$39,642.98
Mar	311	0	0%	1,223,000	gals	3,932	gals	\$31,100.00	\$3,110.00	\$6,115.00	\$367.50	-\$5,184.50	\$32,398.00
Apr	313	0	0%	1,425,000	gals	4,553	gals	\$31,043.33	\$3,104.33	\$7,125.00	\$353.50	\$17,503.45	\$56,025.28
May	313	0	0%	1,660,000	gals	5,304	gals	\$31,232.26	\$3,123.23	\$8,332.40	\$315.00	\$35,145.00	\$75,024.66
Jun			#DIV/0!		gals	#DIV/0!	gals						\$0.00
Jul			#DIV/0!		gals	#DIV/0!	gals						\$0.00
Aug			#DIV/0!		gals	#DIV/0!	gals						\$0.00
Sep			#DIV/0!		gals	#DIV/0!	gals						\$0.00
Oct			#DIV/0!		gals	#DIV/0!	gals						\$0.00
Nov			#DIV/0!		gals	#DIV/0!	gals						\$0.00
Dec			#DIV/0!		gals	#DIV/0!	gals						\$0.00
2021 totals				7,325,000	gals	9,733	gals	\$155,294.71	\$15,529.46	\$37,269.90	\$1,771.00	\$47,757.95	\$242,093.56

* Penalties, corrected and final bills, returned checks, tap fees

Commercial

2021	No. of		% of	Total	Avg Use			8B	RW	8W	8Z	Hydrant	TOTAL
	No. of	Customers	Customers		Consumption	per Customer	in 1-mo. Period	Service	Renew. H2O	Usage	Avail		
	Customers	over 25,000	over 25,000				Charges	Resource Fee	Charges	Charges			
Jan	3	0	0%	0	gals	0	gals	\$100.00	\$5.00	\$0.00	\$0.00	\$0.00	\$105.00
Feb	3	0	0%	0	gals	0	gals	\$100.00	\$5.00	\$0.00	\$0.00	\$0.00	\$105.00
Mar	3	0	0%	0	gals	0	gals	\$100.00	\$5.00	\$0.00	\$0.00	\$0.00	\$105.00
Apr	3	0	0%	0	gals	0	gals	\$100.00	\$5.00	\$0.00	\$0.00	\$0.00	\$105.00
May	3	0	0%	1,000	gals	333	gals	\$100.00	\$5.00	\$5.00	\$0.00	\$0.00	\$110.00
Jun			#DIV/0!		gals	#DIV/0!	gals						\$0.00
Jul			#DIV/0!		gals	#DIV/0!	gals						\$0.00
Aug			#DIV/0!		gals	#DIV/0!	gals						\$0.00
Sep			#DIV/0!		gals	#DIV/0!	gals						\$0.00
Oct			#DIV/0!		gals	#DIV/0!	gals						\$0.00
Nov			#DIV/0!		gals	N/A=E33/B33	NA						\$0.00
Dec			#DIV/0!		gals	#DIV/0!	N/A						\$0.00
2021 totals				1,000	gals	333	gals	\$500.00	\$25.00	\$5.00	\$0.00	\$0.00	\$530.00

*Hydrant charges added

CONSUMPTION & CHARGES REPORT

Residential

2020		No. of Customers	% of Customers over 25,000	Total Consumption	Avg Use per Customer in 1-mo. Period		8A Service Charges	8R Renew. H2O Resource Fee	8W Usage Charges	8Z Avail Charges	Additional Charges *	TOTAL CHARGES	
Jan	304	1	0%	1,491,000	gals	4,905	gals	\$30,500.00	\$3,050.00	\$7,469.40	\$52.50	(\$933.22)	\$37,088.68
Feb	304	1	0%	1,207,000	gals	3,970	gals	\$30,500.00	\$3,050.00	\$6,035.00	\$157.50	\$462.94	\$37,155.44
Mar	306	1	0%	978,000	gals	3,196	gals	\$30,606.46	\$3,060.64	\$4,890.00	\$421.68	\$397.30	\$36,315.44
Apr	306	0	0%	1,527,000	gals	4,990	gals	\$30,590.00	\$3,059.00	\$7,653.00	\$367.50	\$106.66	\$38,717.16
May	306	11	4%	3,281,000	gals	10,722	gals	\$30,677.42	\$3,067.74	\$17,669.00	\$367.50	\$646.96	\$49,360.88
Jun	306	78	25%	6,881,000	gals	22,487	gals	\$30,603.33	\$3,060.00	\$46,311.25	\$367.50	\$230.00	\$77,512.08
Jul	306	58	19%	6,477,000	gals	21,167	gals	\$30,361.29	\$3,036.13	\$42,138.75	\$728.23	\$1,680.52	\$74,908.79
Aug	310	54	17%	6,425,000	gals	20,726	gals	\$30,535.49	\$3,053.55	\$40,034.55	\$420.00	\$683.00	\$71,673.04
Sep	310	25	8%	6,690,000	gals	21,581	gals	\$30,593.33	\$3,059.33	\$43,007.25	\$210.00	\$585.02	\$74,395.60
Oct	310	39	13%	5,523,000	gals	17,816	gals	\$30,919.36	\$3,091.94	\$35,384.30	\$276.05	\$796.80	\$67,376.51
Nov	310	4	1%	2,449,000	gals	7,900	gals	\$30,893.33	\$3,089.33	\$16,527.10	\$320.25	\$142.34	\$47,883.02
Dec	310	1	0%	1,483,000	gals	4,784	gals	\$30,890.33	\$3,089.03	\$7,585.40	\$325.16	\$741.94	\$39,542.83
2020 totals				44,412,000	gals	144,244	gals	\$367,670.34	\$36,766.69	\$274,705.00	\$4,013.87	\$5,540.26	\$651,929.47

* Penalties, corrected and final bills, returned checks

Commercial

2020		No. of Customers	% of Customers over 25,000	Total Consumption	Avg Use per Customer in 1-mo. Period		8B Service Charges	RW Renew. H2O Resource Fee	8W Usage Charges	8Z Avail Charges	Hydrant Charges *	TOTAL CHARGES	
Jan	3	0	0%	0	gals	0	gals	\$100.00	\$5.00	\$0.00	\$0.00	\$105.00	
Feb	3	0	0%	0	gals	0	gals	\$100.00	\$5.00	\$0.00	\$0.00	\$105.00	
Mar	3	0	0%	0	gals	0	gals	\$100.00	\$5.00	\$0.00	\$0.00	\$105.00	
Apr	3	0	0%	0	gals	0	gals	\$100.00	\$5.00	\$9.00	\$0.00	\$114.00	
May	3	0	0%	14,000	gals	4,667	gals	\$100.00	\$5.00	\$70.00	\$0.00	\$635.50	\$810.50
Jun	3	3	100%	651,000	gals	217,000	gals	\$100.00	\$5.00	\$3,255.00	\$0.00	\$0.00	\$3,360.00
Jul	3	3	100%	450,000	gals	150,000	gals	\$100.00	\$5.00	\$2,250.00	\$0.00	\$0.00	\$2,355.00
Aug	3	3	100%	501,000	gals	167,000	gals	\$100.00	\$5.00	\$2,505.00	\$0.00	\$114.21	\$2,724.21
Sep	3	3	100%	378,000	gals	126,000	gals	\$100.00	\$5.00	\$1,890.00	\$0.00	\$8.00	\$2,003.00
Oct	3	3	100%	455,000	gals	151,667	gals	\$100.00	\$5.00	\$2,275.00	\$0.00	\$0.00	\$2,380.00
Nov	3	0	0%	77,000	gals	N/A=E33/B33	NA	\$100.00	\$5.00	\$385.00	\$0.00	\$0.00	\$490.00
Dec	3	0	0%	0	gals	0	N/A	\$100.00	\$5.00	\$0.00	\$0.00	\$0.00	\$105.00
2020 totals				2,526,000	gals	816,333	gals	\$1,200.00	\$60.00	\$12,639.00	\$0.00	\$757.71	\$14,656.71

*Hydrant charges added

CONSUMPTION & CHARGES REPORT

Residential

2019	No. of	No. of	% of	Total		Avg Use		8A	8R	8W	8Z	Additional	TOTAL
	Customers	Customers	Customers	Consumption	per Customer	in 1-mo. Period	Service	Renew. H2O	Usage	Avail	Charges *		
	Customers	over 25,000	over 25,000				Charges	Resource Fee	Charges	Charges			
Jan	304	1	0%	1,368,000	gals	4,500	gals	\$30,303.23	\$3,030.31	\$6,910.80	\$52.50	\$1,030.66	\$38,297.19
Feb	304	2	1%	1,338,000	gals	4,401	gals	\$30,500.00	\$3,050.00	\$7,393.00	\$52.50	\$387.73	\$38,333.23
Mar	304	2	1%	1,180,000	gals	3,882	gals	\$30,500.00	\$3,050.00	\$5,975.15	\$52.50	\$336.60	\$36,864.25
Apr	304	1	0%	1,243,000	gals	4,089	gals	\$30,426.67	\$3,042.67	\$6,227.35	\$52.50	\$503.61	\$37,210.13
May	304	1	0%	2,037,000	gals	6,701	gals	\$30,448.39	\$3,044.84	\$10,346.70	\$52.50	\$541.12	\$41,388.71
Jun	304	42	14%	3,988,000	gals	13,118	gals	\$30,406.66	\$3,040.66	\$21,775.40	\$52.50	\$829.39	\$53,063.95
Jul	304	48	16%	6,067,000	gals	19,957	gals	\$30,448.39	\$3,044.84	\$37,171.50	\$52.50	\$718.07	\$68,390.46
Aug	304	42	14%	5,566,000	gals	18,309	gals	\$30,416.14	\$3,041.60	\$34,210.20	\$52.50	\$997.30	\$65,676.14
Sep	304	64	21%	6,465,000	gals	21,266	gals	\$30,500.00	\$3,050.00	\$40,123.70	\$52.50	\$741.75	\$71,417.95
Oct	304	13	4%	3,865,000	gals	12,714	gals	\$30,470.97	\$3,047.10	\$20,283.30	\$52.50	\$551.89	\$51,358.66
Nov	304	1	0%	1,329,000	gals	4,372	gals	\$30,500.00	\$3,050.00	\$6,661.20	\$52.50	\$377.68	\$37,591.38
Dec	304	1	0%	1,281,000	gals	4,214	gals	\$30,438.71	\$3,043.87	\$6,421.20	\$52.50	\$477.55	\$37,389.96
2019 totals				35,727,000	gals	117,523	gals	\$365,359.16		\$203,499.50	\$630.00	\$7,493.35	\$576,982.01

* Penalties, corrected and final bills, returned checks

Commercial

2019	No. of	No. of	% of	Total		Avg Use		8B	RW	8W	8Z	Hydrant	TOTAL
	Customers	Customers	Customers	Consumption	per Customer	in 1-mo. Period	Service	Renew. H2O	Usage	Avail	Charges *		
	Customers	over 25,000	over 25,000				Charges	Resource Fee	Charges	Charges			
Jan	3	N/A	N/A	N/A	N/A	N/A	N/A	\$100.00	\$10.00	\$0.00	\$0.00	\$0.00	\$110.00
Feb	3	N/A	N/A	0	N/A	N/A	N/A	\$100.00	\$10.00	\$0.00	\$0.00	\$0.00	\$110.00
Mar	3	N/A	N/A	0	gals	N/A	N/A	\$100.00	\$10.00	\$0.00	\$0.00	\$0.00	\$110.00
Apr	3	N/A	N/A	0	N/A	N/A	N/A	\$100.00	\$10.00	\$0.00	\$0.00	\$0.00	\$110.00
May	3	0	0%	48,000	gals	16,000	N/A	\$100.00	\$10.00	\$240.00	\$0.00	\$0.00	\$350.00
Jun	3	0	0%	243,000	gals	81,000	gals	\$100.00	\$5.00	\$1,215.00	\$0.00	\$186.70	\$1,506.70
Jul	3	0	0%	423,000	gals	141,000	gals	\$100.00	\$10.00	\$2,115.00	\$0.00	\$125.00	\$2,350.00
Aug	3	0	0%	447,000	gals	149,000	gals	\$100.00	\$10.00	\$2,235.00	\$0.00	\$0.00	\$2,345.00
Sep	3	0	0%	455,000	gals	151,667	gals	\$100.00	\$10.00	\$2,275.00	\$0.00	\$0.00	\$2,385.00
Oct	3	0	0%	220,000	gals	73,333	gals	\$100.00	\$10.00	\$1,100.00	\$0.00	\$0.00	\$1,210.00
Nov	3	0	0%	0	gals	N/A	NA	\$100.00	\$10.00	\$0.00	\$0.00	\$0.00	\$110.00
Dec	3	0	0%	0	gals	0	N/A	\$100.00	\$10.00	\$0.00	\$0.00	\$210.00	\$320.00
2019 totals				1,836,000	gals	612,000	gals	\$1,200.00	\$115.00	\$9,180.00	\$0.00	\$521.70	\$11,016.70

*Hydrant charges added

Residential

2018	No. of Customers	No. of Customers over 25,000	% of Customers over 25,000	Total Consumption		Avg Use per Customer in 1-mo. Period		8A Service Charges	8R Renew. H2O Resource Fee	8W Usage Charges	8Z Avail Charges	Additional Charges *	TOTAL CHARGES
Jan	304	1	0%	1,300,000	gals	4,276	gals	\$30,161.29	\$3,016.13	\$8,239.50	\$52.50	\$587.50	\$39,040.79
Feb	304	1	0%	1,301,000	gals	4,280	gals	\$30,325.00	\$3,032.50	\$6,531.70	\$52.50	\$389.69	\$37,298.89
Mar	304	1	0%	1,409,000	gals	4,635	gals	\$30,400.00	\$3,040.00	\$8,143.30	\$52.50	\$444.62	\$39,040.42
Apr	304	0	0%	1,510,000	gals	4,967	gals	\$30,226.68	\$3,022.68	\$7,551.80	\$52.50	\$656.64	\$38,487.62
May	304	13	4%	2,474,000	gals	8,138	gals	\$30,135.48	\$3,013.56	\$13,149.25	\$52.50	\$607.24	\$43,944.47
Jun	304	107	35%	7,206,000	gals	23,704	gals	\$30,233.33	\$3,023.33	\$44,728.80	\$52.50	\$1,215.74	\$76,230.37
Jul	303	137	45%	7,195,000	gals	23,746	gals	\$30,245.16	\$3,014.51	\$43,191.65	\$52.50	\$1,455.94	\$74,945.25
Aug	304	102	34%	6,583,000	gals	21,655	gals	\$30,593.55	\$3,059.35	\$38,827.85	\$52.50	\$535.78	\$70,009.68
Sep	304	106	35%	6,561,000	gals	21,582	gals	\$30,413.33	\$3,041.33	\$38,995.30	\$52.50	\$723.48	\$70,184.61
Oct	304	32	11%	4,008,000	gals	13,184	gals	\$30,441.94	\$3,044.19	\$20,894.00	\$52.50	\$287.17	\$51,675.61
Nov	304	0	0%	1,138,000	gals	3,743	gals	\$30,310.01	\$3,031.01	\$5,610.00	\$52.50	\$2,279.10	\$38,251.61
Dec	304	1	0%	1,328,000	gals	4,368	gals	\$30,461.30	\$3,046.12	\$6,856.40	\$52.50	\$629.69	\$37,999.89
2018 totals				42,013,000	gals	138,279	gals	\$363,947.07		\$242,719.55	\$630.00	\$9,812.59	\$617,109.21

* Penalties, corrected and final bills, returned checks

Commercial

2018	No. of Customers	No. of Customers over 25,000	% of Customers over 25,000	Total Consumption		Avg Use per Customer in 1-mo. Period		8A Service Charges	8R Renew. H2O Resource Fee	8W Usage Charges	8Z Avail Charges	Hydrant Charges *	TOTAL CHARGES
Jan	3	N/A	N/A	N/A	N/A	N/A	N/A	\$100.00	\$10.00	\$0.00	\$0.00	\$0.00	\$110.00
Feb	3	N/A	N/A	N/A	N/A	N/A	N/A	\$100.00	\$10.00	\$0.00	\$0.00	\$0.00	\$110.00
Mar	3	N/A	N/A	N/A	gals	N/A	N/A	\$100.00	\$10.00	\$0.00	\$0.00	\$0.00	\$110.00
Apr	3	N/A	N/A	N/A	N/A	N/A	N/A	\$100.00	\$10.00	\$0.00	\$0.00	\$0.00	\$110.00
May	3	0	0%	34	gals	11	N/A	\$100.00	\$10.00	\$170.00	\$0.00	\$0.00	\$280.00
Jun	3	3	100%	416,000	gals	138,667	gals	\$100.00	\$10.00	\$2,080.00	\$0.00	\$0.00	\$2,190.00
Jul	3	3	100%	408,000	gals	136,000	gals	\$100.00	\$10.00	\$2,040.00	\$0.00	\$0.00	\$2,150.00
Aug	3	3	100%	390,000	gals	130,000	gals	\$100.00	\$10.00	\$1,950.00	\$0.00	\$7,997.50	\$10,057.50
Sep	3	3	100%	92,000	gals	30,667	gals	\$100.00	\$10.00	\$1,935.00	\$0.00	\$1,119.50	\$3,164.50
Oct	3	3	100%	196,000	gals	65,333	gals	\$100.00	\$10.00	\$870.00	\$0.00	\$113.60	\$1,093.60
Nov	3	0	0%	16	gals	5	gals	\$100.00	\$10.00	\$0.00	\$0.00	\$80.00	\$190.00
Dec	3	0	0%	19,000	gals	6,333	N/A	\$100.00	\$10.00	\$0.00	\$0.00	\$95.00	\$205.00
2018 totals				1,521,050	gals	507,017	gals	\$1,200.00		\$9,045.00	\$0.00	\$9,405.60	\$19,770.60

Residential

2017	No. of Customers	No. of Customers over 25,000	% of Customers over 25,000	Total Consumption		Avg Use per Customer in 1-mo. Period		8A Service Charges	8R Renew. H2O Resource Fee	8W Usage Charges	8Z Avail Charges	Additional Charges *	TOTAL CHARGES
Jan	304	2	1%	1,506,000	gals	4,954	gals	\$30,161.29	\$3,016.13	\$8,239.50	\$52.50	\$587.50	\$39,040.79
Feb	304	1	0%	1,254,000	gals	4,125	gals	\$30,321.43	\$3,032.14	\$6,688.00	\$52.50	\$342.48	\$37,404.41
Mar	304	1	0%	1,474,000	gals	4,849	gals	\$30,183.87	\$3,018.39	\$7,659.00	\$52.50	\$1,076.52	\$38,971.89
Apr	304	2	1%	1,646,000	gals	5,414	gals	\$30,393.33	\$3,039.33	\$8,266.00	\$52.50	\$471.89	\$39,183.72
May	304	16	5%	2,551,000	gals	8,391	gals	\$30,251.61	\$3,025.16	\$13,707.25	\$52.50	\$508.51	\$44,519.87
Jun	304	47	15%	4,592,000	gals	15,105	gals	\$30,360.00	\$3,036.00	\$25,680.20	\$52.50	\$747.27	\$56,839.97
Jul	304	148	49%	8,258,000	gals	27,164	gals	\$30,370.97	\$3,037.10	\$54,994.50	\$52.50	\$677.17	\$86,095.14
Aug	304	46	15%	4,661,000	gals	15,332	gals	\$30,309.68	\$3,030.97	\$25,053.70	\$52.50	\$758.50	\$56,174.38
Sep	304	100	33%	6,078,000	gals	19,993	gals	\$30,400.00	\$3,040.00	\$36,653.65	\$52.50	\$440.78	\$67,546.93
Oct	304	21	7%	3,374,000	gals	11,099	gals	\$30,403.23	\$3,030.32	\$17,831.85	\$52.50	\$693.90	\$48,981.48
Nov	304	3	1%	1,603,000	gals	5,273	gals	\$30,350.00	\$3,035.00	\$8,036.40	\$52.50	\$413.21	\$38,852.11
Dec	304	2	1%	1,349,000	gals	4,438	gals	\$30,316.13	\$3,031.61	\$6,719.80	\$52.50	\$364.83	\$37,453.26
2017 totals				38,346,000	gals	126,138	gals	\$363,821.54		\$219,529.85	\$630.00	\$7,082.56	\$591,063.95

* Penalties, corrected and final bills, returned checks

Commercial

2017	No. of Customers	No. of Customers over 25,000	% of Customers over 25,000	Total Consumption		Avg Use per Customer in 1-mo. Period		8A Service Charges	8R Renew. H2O Resource Fee	8W Usage Charges	8Z Avail Charges	Additional Charges *	TOTAL CHARGES
Jan	3	N/A	N/A	N/A	N/A	N/A	N/A	\$100.00	\$10.00	\$0.00	\$0.00	\$0.00	\$110.00
Feb	3	N/A	N/A	N/A	N/A	N/A	N/A	\$100.00	\$10.00	\$25.00	\$0.00	\$0.00	\$135.00
Mar	3	N/A	N/A	5,000	gals	1,667	N/A	\$100.00	\$10.00	\$25.00	\$0.00	\$0.00	\$135.00
Apr	3	N/A	N/A	N/A	N/A	N/A	N/A	\$100.00	\$10.00	\$0.00	\$0.00	\$0.00	\$110.00
May	3	N/A	N/A	N/A	N/A	N/A	N/A	\$100.00	\$10.00	\$0.00	\$0.00	\$0.00	\$110.00
Jun	3	2	67%	224,000	gals	74,667	gals	\$100.00	\$10.00	\$1,120.00	\$0.00	\$0.00	\$1,230.00
Jul	3	2	67%	399,000	gals	133,000	gals	\$100.00	\$10.00	\$1,995.00	\$0.00	\$0.00	\$2,105.00
Aug	3	3	100%	285,000	gals	95,000	gals	\$100.00	\$10.00	\$1,425.00	\$0.00	\$0.00	\$1,535.00
Sep	3	3	100%	325,000	gals	108,333	gals	\$100.00	\$10.00	\$1,625.00	\$0.00	\$0.00	\$1,735.00
Oct	3	3	100%	193,000	gals	64,333	gals	\$100.00	\$10.00	\$965.00	\$0.00	\$0.00	\$1,075.00
Nov	3	0	0%	4,000	gals	1,333	gals	\$100.00	\$10.00	\$20.00	\$0.00	\$0.00	\$130.00
Dec	3	0	0%	0		0	N/A	\$100.00	\$10.00	\$0.00	\$0.00	\$0.00	\$110.00
2017 totals				1,435,000	gals	478,333	gals	\$1,200.00		\$7,200.00	\$0.00	\$0.00	\$8,520.00

Residential

2016	No. of Customers	No. of Customers over 25,000	% of Customers over 25,000	Total Consumption	Avg Use per Customer in 1-mo. Period	8A Service Charges	8R Renew. H2O Resource Fee	8W Usage Charges	8Z Avail Charges	Additional Charges *	TOTAL CHARGES
Jan	304	1	0%	1,480,000 gals	4,868 gals	\$30,319.35	\$3,021.94	\$8,347.00	\$52.50	\$343.74	\$39,062.59
Feb	304	3	1%	1,383,000 gals	4,549 gals	\$30,500.00	\$3,040.00	\$7,548.00	\$52.50	\$377.38	\$38,477.88
Mar	304	2	1%	1,426,000 gals	4,691 gals	\$30,480.64	\$3,038.06	\$7,656.20	\$52.50	\$395.22	\$38,584.56
Apr	304	1	0%	1,429,000 gals	4,701 gals	\$30,506.67	\$3,040.67	\$7,666.50	\$52.50	\$344.94	\$38,570.61
May	304	3	1%	1,604,000 gals	5,276 gals	\$30,287.10	\$3,018.71	\$8,705.80	\$52.50	\$984.85	\$40,030.25
Jun	304	42	14%	3,988,000 gals	13,118 gals	\$30,396.67	\$3,029.67	\$21,142.55	\$52.50	\$295.16	\$51,886.88
Jul	304	96	32%	6,341,000 gals	20,859 gals	\$30,400.00	\$3,030.00	\$36,753.45	\$52.50	\$385.49	\$67,591.44
Aug	304	132	43%	7,610,000 gals	25,033 gals	\$30,396.77	\$3,029.68	\$48,816.85	\$52.50	\$560.67	\$79,826.79
Sep	304	86	28%	5,960,000 gals	19,605 gals	\$30,336.67	\$3,033.67	\$31,761.15	\$52.50	\$1,005.03	\$63,155.35
Oct	304	59	19%	5,066,000 gals	16,664 gals	\$30,287.10	\$3,028.71	\$26,797.90	\$52.50	\$703.63	\$57,841.13
Nov	304	12	4%	2,439,000 gals	8,023 gals	\$30,233.00	\$3,023.33	\$12,511.90	\$52.50	\$746.70	\$43,544.10
Dec	304	1	0%	1,300,000 gals	4,276 gals	\$30,377.42	\$3,037.74	\$6,829.50	\$52.50	\$588.47	\$37,847.89
2016 Totals				40,026,000 gals	131,664 gals						\$596,419.47

* Penalties, corrected and final bills, returned checks

Commercial

2016	No. of Customers	No. of Customers over 25,000	% of Customers over 25,000	Total Consumption	Avg Use per Customer in 1-mo. Period	8A Service Charges	8R Renew. H2O Resource Fee	8W Usage Charges	8Z Avail Charges	Additional Charges *	TOTAL CHARGES
Jan	3	0	0%	0 gals	0 gals	\$100.00	\$10.00	\$0.00	\$0.00	\$0.00	\$110.00
Feb	3	0	0%	0 gals	0 gals	\$100.00	\$10.00	\$0.00	\$0.00	\$0.00	\$110.00
Mar	3	0	0%	0 gals	0 gals	\$100.00	\$10.00	\$0.00	\$0.00	\$0.00	\$110.00
Apr	3	0	0%	0 gals	0 gals	\$100.00	\$10.00	\$0.00	\$0.00	\$0.00	\$110.00
May	3	0	0%	0 gals	0 gals	\$100.00	\$10.00	\$0.00	\$0.00	\$0.00	\$110.00
Jun	3	2	67%	153,000 gals	51,000 gals	\$100.00	\$10.00	\$765.00	\$0.00	\$0.00	\$875.00
Jul	3	2	67%	287,000 gals	95,667 gals	\$100.00	\$10.00	\$1,435.00	\$0.00	\$0.00	\$1,545.00
Aug	3	2	67%	291,000 gals	97,000 gals	\$100.00	\$10.00	\$1,455.00	\$0.00	\$0.00	\$1,565.00
Sep	3	2	67%	269,000 gals	89,667 gals	\$100.00	\$10.00	\$1,345.00	\$0.00	\$0.00	\$1,455.00
Oct	3	2	67%	277,000 gals	92,333 gals	\$100.00	\$10.00	\$1,385.00	\$0.00	\$0.00	\$1,495.00
Nov	3	0	0%	10,000 gals	3,333 gals	\$100.00	\$10.00	\$50.00	\$0.00	\$0.00	\$160.00
Dec	3	0	0%	0 gals	0 gals	\$100.00	\$10.00	\$15.00	\$0.00	\$0.00	\$125.00
2016 Totals				gals	429,000 gals	\$1,200.00		\$6,450.00	\$0.00	\$0.00	\$7,770.00

10/28/2019	NO REQUESTS																						
11/26/2019	33713	AUG	78	\$ 888.50	\$ 390.00	\$ 498.50	SEP	122	\$ 1,614.55	\$ 610.00	\$ 1,004.55	OCT	45	\$ 344.00	\$ 225.00	\$ 119.00	\$ 1,622.05			\$ 1,622.05			
12/26/2019	NO REQUESTS																						
Billing Date	ACCOUNT	Month 1	Original Consumption in kgal	Original Billed Amount	Low Tier Amount	Credit	Month 2	Original Consumption in kgal	Original Billed Amount	Low Tier Amount	Credit	Month 3	Original Consumption in kgal	Original Billed Amount	Low Tier Amount	Credit	Month 4	Original Consumption in kgal	Original Billed Amount	Low Tier Amount	Credit	TOTAL CREDIT	
1/26/2018	35418	September	49	\$ 410.00	\$ 245.00	\$ 165.00																\$ 165.00	
2/26/2018	NO REQUESTS																						
3/26/2018	NO REQUESTS																						
4/26/2018	NO REQUESTS																						
5/30/2018	NO REQUESTS																						
6/26/2018	14013	June	17	\$ 85.00	\$ 85.00	\$ -																\$ -	
7/27/2018	14013	July	23	\$ 120.40	\$ 115.00	\$ 5.40																\$ 5.40	
7/27/2018	35480	June	128	\$ 1,713.50	\$ 640.00	\$ 1,073.50	July	59	\$ 575.00	\$ 295.00	\$ 280.00											\$ 1,353.50	
8/27/2018	35480	August	52	\$ 459.50	\$ 260.00	\$ 199.50				\$ -	\$ -											\$ 199.50	
9/28/2018	NO REQUESTS																						
10/28/2018	NO REQUESTS																						
11/26/2018	NO REQUESTS																						
12/31/2018	NO REQUESTS																						
	2017																						
																							\$ 9.00
Billing Date	ACCOUNT	Month 1	Original Consumption in kgal	Original Billed Amount	Low Tier Amount	Credit	Month 2	Original Consumption in kgal	Original Billed Amount	Low Tier Amount	Credit	Month 3	Original Consumption in kgal	Original Billed Amount	Low Tier Amount	Credit	Month 4	Original Consumption in kgal	Original Billed Amount	Low Tier Amount	Credit	TOTAL CREDIT	
5/26/2017	11330	April	59	\$ 575.00	\$ 295.00	\$ 280.00																\$ 491.00	
7/26/2017	12433	July	60	\$ 591.50	\$ 300.00	\$ 291.50																\$ 1,071.50	
9/26/2017	35380	October	25	\$ 134.00	\$ 125.00	\$ 9.00																TOTAL CREDIT	
10/26/2017	9771	July	55	\$ 509.00	\$ 275.00	\$ 234.00	August	\$ 57.00	\$ 542.00	\$ 285.00	\$ 257.00											\$ 709.15	
	TOTAL 2017 CREDITS																						
	2016																						
																							\$ 419.75
Billing Date	ACCOUNT	Month 1	Original Consumption in kgal	Original Billed Amount	Low Tier Amount	Credit	Month 2	Original Consumption in kgal	Original Billed Amount	Low Tier Amount	Credit	Month 3	Original Consumption in kgal	Original Billed Amount	Low Tier Amount	Credit	Month 4	Original Consumption in kgal	Original Billed Amount	Low Tier Amount	Credit	\$ 1,441.15	

BMR METROPOLITAN DISTRICT LEAK CREDITS

2021

Billing Date	ACCOUNT	Month 1	Original Consumption in kgal	Original Billed Amount	Low Tier Amount	Credit	Month 2	Original Consumption in kgal	Original Billed Amount	Low Tier Amount	Credit	Month 3	Original Consumption in kgal	Original Billed Amount	Low Tier Amount	Credit	TOTAL CREDIT
1/26/2021	NO REQUESTS FOR JAN. 2021																
2/26/2021	NO REQUESTS FOR FEB. 2021																
3/26/2021	NO REQUESTS FOR MAR. 2021																
4/26/2021	NO REQUESTS FOR APRIL 2021																
5/26/2021	NO REQUESTS FOR MAY. 2021																
6/26/2021						\$ -					\$ -	\$ -					\$ -
7/26/2021						\$ -					\$ -	\$ -					\$ -
8/26/2021						\$ -					\$ -	\$ -					\$ -
8/26/2021						\$ -					\$ -	\$ -					\$ -
9/26/2021						\$ -					\$ -	\$ -					\$ -
10/26/2021						\$ -					\$ -	\$ -					\$ -
11/26/2021						\$ -					\$ -	\$ -					\$ -
12/26/2021						\$ -					\$ -	\$ -					\$ -

BMR METROPOLITAN DISTRICT LEAK CREDITS

2020

Billing Date	ACCOUNT	Month 1	Original Consumption in kgal	Original Billed Amount	Low Tier Amount	Credit	Month 2	Original Consumption in kgal	Original Billed Amount	Low Tier Amount	Credit	Month 3	Original Consumption in kgal	Original Billed Amount	Low Tier Amount	Credit	TOTAL CREDIT
1/27/2020	NO REQUESTS FOR JAN. 2020																
2/26/2020	NO REQUESTS FOR FEB. 2020																
3/26/2020	NO REQUESTS FOR MAR. 2020																
4/26/2020	NO REQUESTS FOR APR. 2020																
5/26/2020	NO REQUESTS FOR MAY. 2020																
6/26/2020	NO REQUESTS FOR JUNE. 2020																
7/26/2020	35502	JUNE	70	\$ 756.60	\$ 350.00	\$ 406.60	JULY	41	\$ 278.00	\$ 205.00	\$ 73.00						\$ 479.60
7/26/2020	27310	JUNE	45	\$ 344.00	\$ 225.00	\$ 119.00	JULY	24	\$ 127.20	\$ 120.00	\$ 7.20						\$ 126.20
7/26/2020	35389	JUNE	60	\$ 591.50	\$ 300.00	\$ 291.50	JULY	36	\$ 224.10	\$ 180.00	\$ 44.10						\$ 335.60
8/26/2020	35308	JUNE	55	\$ 509.00	\$ 275.00	\$ 234.00	JULY	38	\$ 242.80	\$ 190.00	\$ 52.80						\$ 286.80
8/26/2020	35334	MAY	56	\$ 525.50	\$ 280.00	\$ 245.50	JUNE	23	\$ 120.40	\$ 115.00	\$ 5.40						\$ 250.90
9/26/2020	35314	MAY	73	\$ 806.00	\$ 365.00	\$ 441.00	JUNE	63	\$ 641.00	\$ 315.00	\$ 326.00	JULY	69	\$ 740.00	\$ 345.00	\$ 395.00	\$ 1,162.00
10/28/2020	NO REQUESTS FOR OCTOBER. 2020																
11/26/2020	35422	SEP.	130	\$ 1,746.50	\$ 650.00	\$ 1,096.50				\$ -							\$ 1,096.50
11/26/2020	35556	AUG	24	\$ 127.20	\$ 120.00	\$ 7.20	SEP	46	\$ 360.50	\$ 230.00	\$ 130.50	OCT	64	\$ 657.50	\$ 320.00	\$ 337.50	\$ 475.20
11/26/2020	35428	AUG	31	\$ 177.35	\$ 155.00	\$ 22.35	SEP	\$ 67.00	\$ 707.00	\$ 335.00	\$ 372.00	OCT	\$ 55.00	\$ 509.00	\$ 275.00	\$ 234.00	\$ 628.35
11/26/2020	35352	SEP.	46	\$ 360.50	\$ 230.00	\$ 130.50											\$ 130.50
12/29/2020	NO REQUESTS FOR DECEMBER. 2020																

2019

Billing Date	ACCOUNT	Month 1	Original Consumption in kgal	Original Billed Amount	Low Tier Amount	Credit	Month 2	Original Consumption in kgal	Original Billed Amount	Low Tier Amount	Credit	Month 3	Original Consumption in kgal	Original Billed Amount	Low Tier Amount	Credit	TOTAL CREDIT
1/28/2019	35453	OCT	92	\$ 1,119.50	\$ 460.00	\$ 659.50											\$ 659.50
2/26/2019	26886	DEC	53	\$ 476.00	\$ 265.00	\$ 211.00	JAN	38	\$ 242.80	\$ 190.00	\$ 52.80						\$ 263.80
3/26/2019																	NO REQUESTS
4/26/2019																	NO REQUESTS
5/28/2019																	NO REQUESTS
6/26/2019																	NO REQUESTS
7/26/2019																	NO REQUESTS
8/26/2019																	NO REQUESTS
10/28/2019																	NO REQUESTS
11/26/2019	9771	July	71	\$ 773.00	\$ 355.00	\$ 418.00											\$ 418.00
12/26/2019																	NO REQUESTS
Billing Date	ACCOUNT	Month 1	Original Consumption in kgal	Original Billed Amount	Low Tier Amount	Credit	Month 2	Original Consumption in kgal	Original Billed Amount	Low Tier Amount	Credit	Month 3	Original Consumption in kgal	Original Billed Amount	Low Tier Amount	Credit	TOTAL CREDIT
3/26/2018																	NO REQUESTS
4/26/2018																	NO REQUESTS
5/30/2018																	NO REQUESTS
6/26/2018	10277	March	130	\$ 1,746.50	\$ 650.00	\$ 1,096.50											\$ 1,096.50
7/27/2018	35485	June	62	\$ 624.50	\$ 310.00	\$ 314.50	July	43	\$ 311.00	\$ 215.00	\$ 96.00						\$ 410.50
7/27/2018	33467	June	80	\$ 921.50	\$ 400.00	\$ 521.50											\$ 521.50
7/27/2018	35308	June	61	\$ 608.00	\$ 305.00	\$ 303.00	July	92	\$ 1,119.50	\$ 460.00	\$ 659.50						\$ 962.50
8/27/2018	35502	June	59	\$ 575.00	\$ 295.00	\$ 280.00											\$ 280.00
9/28/2018	35308	September	54	\$ 492.50	\$ 270.00	\$ 222.50	October	38	\$ 242.80	\$ 190.00	\$ 52.80						\$ 275.30
10/29/2018																	NO REQUESTS
11/26/2018																	NO REQUESTS
12/31/2018																	NO REQUESTS
2017																	
Billing Date	ACCOUNT	Month 1	Original Consumption in kgal	Original Billed Amount	Low Tier Amount	Credit	Month 2	Original Consumption in kgal	Original Billed Amount	Low Tier Amount	Credit	Month 3	Original Consumption in kgal	Original Billed Amount	Low Tier Amount	Credit	TOTAL CREDIT
1/26/2017	35305	November	34	\$ 205.40	\$ 170.00	\$ 35.40	December	62	\$ 624.50	\$ 310.00	\$ 314.50	January	56	\$ 525.50	\$ 280.00	\$ 245.50	\$ 595.40
2/26/2017	31342	January	75	\$ 839.00	\$ 375.00	\$ 464.00				\$ -	\$ -				\$ -	\$ -	\$ 464.00

ZERO CONSUMPTION & NO READ REPORT 05-26-21							
Account	Service_Address	Reason(s)	Serial	Remote_Serial	Contact Information		NOTES
35365	1252 Rosewind Cir	3RD MONTH ZERO CONSUMPTION	13249072	85584852	sailprincess@comcast.net	720-484-4686	ORC WILL FOLLOW UP
27644	4505 MARIPOSA RD	3RD MONTH ZERO CONSUMPTION	13006837	85375593			VACANT

*Zero Consumption: Addresses will appear on this list if they have billed zero usage for the second consecutive month or more. If the reason is No Read, they are automatically put on this list.

**This list will be emailed to gbegegan@orcwater.com, kstraub@orcwater.com; to get manual reads Could be vacant, snowbirds, or may be a problem with the meter.

*** PLEASE NOTE : ALL ZERO CONSUMPTION ACCOUNTS ARE REPORTING READS- ZERO CONSUMPTION ACCOUNTS ARE BILLED BOTH THE WATER SERVICE FLAT FEE AND THE RENEWABLE WATER RESOURCE FEE

BMR "Watch-List" Prepared 05/26/21

Acct No.	Address	Bal. Arrears	Comments
PENALTIES NOT RUN			
PENALTIES WILL BE REINSTATED			
ON JUNE 26TH 2021			

NOTE: This list is a compilation of BMR accounts deemed as "trouble" accounts as of the previous billing. To be included on this list, an account must have a balance of \$500.00 or more in arrears. If an account is not included on this list, then it has recently been paid down to a "safe" balance.

BILLING CYCLE FOR BMR	BILL IS SENT:	26TH	Please note :Penalties are added for any account that has a balance of \$25.00 or more on the 26th of the month. Shut offs are applied to any account with a balance 60 days or more a past due amount of \$100.00 or more.
	BILL IS DUE:	20TH	
	PENALTIES	26TH	
	DATE OF SHUT OFFS:	60 days past due	

Shut offs are on the 16th of the following month.

Acct No.	Address	Bal. Arrears	Notice sent/comments	Shut Off
SHUTOFF NOT RUN				
PENALTIES WILL BE REINSTATED				
ON JUNE 26TH 2021				

STEVENS RANCH TRACKING SHEET DETAIL

Lot#	House Number	Street	Owner	Email	Phone	Owner Address/Mailing address	TapFee Received	Date Received	Check Number	Date Deposited	Meter Installed	Location #	Account number	Billed Availability (\$52.50)	Tap Fee received	Billed Water Usage
1	3310	TOPSIDE DR	GARY & PAMELA PARKHURST			3310 TOPSIDE DR CASTLE ROCK, CO 80104	\$ 17,500.00	6/19/2020	4216	6/26/2020	8/10/2020	916546	35580		X	X
2	3200	TOPSIDE DR	ADAMO HOMES	CARLA@ADAMOHOMES	720-312-7581	4833 FRONT ST #B301, CASTLE ROCK, CO 80104	\$ 17,500.00	7/9/2020	1004	7/17/2020	8/14/2020	916547	35548		X	X
3	3120	TOPSIDE DR	PATRICK O'DONNELL			3120 TOPSIDE DR, CASTLE ROCK CO 80104	\$ 17,500.00	2/17/2020	1377	2/21/2020	1/27/2020	916544	35546		X	X
4	3064	TOPSIDE DR	ADAMO HOMES	CARLA@ADAMOHOMES	720-312-7581	4833 FRONT ST #B301, CASTLE ROCK, CO 80104	\$ 17,500.00	3/23/2021	1041	3/26/2021	3/11/2021	916553	35564		X	X
5	3060	TOPSIDE DR	ADAMO HOMES	CARLA@ADAMOHOMES	720-312-7581	4833 FRONT ST #B301, CASTLE ROCK, CO 80104	\$ 17,500.00	7/7/2020	1265	7/10/2020	8/14/2020	916548	35549		X	X
6	WAITING ON OW	TOPSIDE DR	L2 DEVELOPMENT	andrew@larrickcorp.com		10 INVERNESS DR E STE 290, ENGLEWOOD, CO 80112										
7	3165	TOPSIDE DR	APRIL & PAUL BELL			2903 DRAGONFLY CT CASTLE ROCK, CO 80104						916549	35580	X		
9	1610	DUSTY ROSE CT	AARON & STACI WIEBLHOUS	AWIEBELHAUS@TOCCO.COM	303-808-7276	4478 ELEGANT ST CASTLE ROCK , CO 80109	\$ 17,500.00	3/17/2021	5075	3/19/2021	5/6/2021	916555	35578		X	X
8	1609	DUSTY ROSE CT	FRED ELLIS	andrew@larrickcorp.com		10 INVERNESS DR E STE 290, ENGLEWOOD, CO 80112						916557	35597	X		
10	1540	DUSTY ROSE CT	MICHAEL & DOROTHY BREWER	COLOBREWERS2@GMAIL.COM	602-500-0882	PO BOX 1956 CASTLE ROCK CO 80104						916550	35551	X		
13	1520	KING MICK CT	L2 DEVELOPMENT	andrew@larrickcorp.com		10 INVERNESS DR E STE 290, ENGLEWOOD, CO 80112						916556	35590	X		
12	1485	KING MICK CT	THOMAS & MARY WELTON			1485 KING MICK CT, CASTLE ROCK, CO 80104	\$ 17,500.00	9/11/2020	4149	9/18/2020	8/4/2020	916551	35582		X	X
15	1544	KING MICK CT	STEPHEN & SUMMER PRICE	SPURS74@GMAIL.COM	970-232-0936	2935 ZEPHER RD , FORT COLLINS CO 80528						916558	35598	X		
14	WAITING ON OW	KING MICK CT	L2 DEVELOPMENT	andrew@larrickcorp.com		10 INVERNESS DR E STE 290, ENGLEWOOD, CO 80112										
11	1555	KING MICK CT	DARIN THOMAS/GARY LYNCH	DARINTHOM@AOL.COM	206-755-8091	2930 S. LINCOLN ST ENGLEWOOD, CO 80113	\$ 17,500.00	2/24/2021	5009	2/26/2021	5/6/2021	916554	35576		X	X
16	1560	KING MICK CT	GREG & THERESA JACKSON	gtjackson990@msn.com	719-499-6858	1560 KING MICK CT, CASTLE ROCK, CO 80104	\$ 17,500.00	12/20/2019	49947	12/20/2019	3/3/2020	916545	35545		X	X

STEVENS RANCH NEW DEVELOPMENT TRACKING SPREADSHEET KEY

= 1-16 OF THE NEW PLANNED HOMES IN THE DEVELOPMENT
 HOUSE NUMBER & STREET = THE ADDRESS ASSIGNED AT THE LOCATION FOR BILLING
 OWNER= CURRENT OWNER OF PROPERTY OR LOT
 OWNER ADDRESS/MAILING ADDRESS = THE ADDRESS BEING SENT THE BILL FOR THE LOCATION ASSIGNED (HOUSE NUMBER AND STREET)

TAP FEE INFORMATION IS ADDED AS THE FEES ARE PAID AND PROCESSED
 LOCATION AND ACCOUNT NUMBERS ARE ADDED ONLY IF BOTH THE HOUSE NUMBER AND OWNER ADDRESS ARE PROVIDED FOR EACH LOCATION
 METER INSTALLED INFO IS ADDED AFTER METER INFORMATION IS PROVIDED FROM ORC

****PLEASE NOTE: IF BOTH THE LOCATION AND ACCOUNT NUMBER ARE ASSIGNED WITH OUT A METER INSTALLED, ACCOUNTS ARE BILLED A FLAT RATE OF \$52.50 IF THERE IS A DATE FOR A METER INSTALLATION, THE ACCOUNT IS CHARGED FOR WATER USAGE AND FLAT FEES ASSOCIATED WITH ALL BMR CUSTOMER ACCOUNTS:**

BILLING DATE	BILLED AVAILABILITY FEE	WATER USAGE AND ASSOCIATED FEES
3/26/2020	6	2
4/27/2020	6	2
5/27/2020	6	2
6/26/2020	6	2
7/27/2020	7	2
8/26/2020	3	6
9/28/2020	3	6
10/26/2020	5	6
11/25/2020	5	6
12/29/2020	5	6
1/26/2021	6	6
2/26/2021	6	6
3/26/2021	5	7
4/26/2021	7	7
5/26/2021	5	9
6/26/2021		
7/26/2021		
8/26/2021		
9/26/2021		
10/26/2021		
11/26/2021		
12/26/2021		

BMR Metropolitan District Meter Reading

To: Matt Urkoski and Josh Miller
BMR Metropolitan District
Date: March 18, 2021
From: Michael Arias
Sitewise LLC

Overview

Sitewise is very excited to develop a relationship with BMR Metropolitan District for their water meter reading needs in Colorado.

Objective

To establish a platform for pricing and assumptions for reading water meters in Colorado for BMR Metropolitan District.

Assumptions

- Sitewise will provide a trained technician equipped with a light duty 4x4 vehicle that is logoed and stickered according to the requirements of BMR Metropolitan District
- Badger Meter will provide all equipment to accomplish the drive by AMR reads and the start/stop reads.
- Start -Stop reads are estimated at 2-4 per month and need to be completed within 48 hours from received date throughout the month.
- Sitewise must adhere to the read schedule established and maintained by BMR Metropolitan District and the Utility we are working for
- Bell Mountain Ranch (Mid-Month assumed meter reads of 313)
- Sitewise estimates invoicing for 4 – 5 hours per month for meter reading service and we will complete an estimated 2-4 start-stop reads per month.

Pricing

All T&E services include a trained meter reader, all PPE, truck, taxes, insurance, and margin. Our T&E rates will be invoiced from the moment our meter reader leaves our shop in Wheat Ridge until they return.

T & E Hourly Meter Reading Service	\$55.50/hr.
------------------------------------	-------------

Start / Stop Reads

- | | |
|---------------|-------------------|
| • Trip Charge | \$55.50/read day. |
| • BMR | \$16.00/ unit |

Timeline

Sitewise would start meter reading services in February of 2021 and would continue to provide monthly meter reading services for BMR Metropolitan District until the meter reading service would no longer be required by BMR Metropolitan District, or in the event Sitewise is no longer be able to provide meter reading services in which both situations would require a 30-day written notice for contract termination.

Conclusion

We look forward to working with BMR Metropolitan District to complete the meter reading in Colorado including AMR and Start/Stop reads. Please review all aspects of this proposal and submit any questions to me by phone or email.

Thank you for this opportunity.

Michael Arias
Operations Manager

Sitewise LLC.
4725 Independence St, Suite 100
Wheat Ridge, CO 80023
Phone: 720-938-3386
Email: arias.mike@sitewisell.com

Form **W-9**
(Rev. October 2018)
Department of the Treasury
Internal Revenue Service

Request for Taxpayer Identification Number and Certification

**Give Form to the
requester. Do not
send to the IRS.**

▶ Go to www.irs.gov/FormW9 for instructions and the latest information.

Print or type. See Specific Instructions on page 3.	1 Name (as shown on your income tax return). Name is required on this line; do not leave this line blank.	
	IX PUSG Holdings & Subsidiaries, LLC	
	2 Business name/disregarded entity name, if different from above	
	SiteWise, LLC	
	3 Check appropriate box for federal tax classification of the person whose name is entered on line 1. Check only one of the following seven boxes.	4 Exemptions (codes apply only to certain entities, not individuals; see instructions on page 3):
	<input type="checkbox"/> Individual/sole proprietor or single-member LLC <input type="checkbox"/> C Corporation <input type="checkbox"/> S Corporation <input type="checkbox"/> Partnership <input type="checkbox"/> Trust/estate	Exempt payee code (if any) _____
	<input checked="" type="checkbox"/> Limited liability company. Enter the tax classification (C=C corporation, S=S corporation, P=Partnership) ▶ <u>C</u> Note: Check the appropriate box in the line above for the tax classification of the single-member owner. Do not check LLC if the LLC is classified as a single-member LLC that is disregarded from the owner unless the owner of the LLC is another LLC that is not disregarded from the owner for U.S. federal tax purposes. Otherwise, a single-member LLC that is disregarded from the owner should check the appropriate box for the tax classification of its owner.	Exemption from FATCA reporting code (if any) _____
	<input type="checkbox"/> Other (see instructions) ▶	<i>(Applies to accounts maintained outside the U.S.)</i>
	5 Address (number, street, and apt. or suite no.) See instructions.	Requester's name and address (optional)
	310 Interlocken Parkway, Suite 220	
	6 City, state, and ZIP code	
	Broomfield, CO 80021	
	7 List account number(s) here (optional)	

Part I Taxpayer Identification Number (TIN)

Enter your TIN in the appropriate box. The TIN provided must match the name given on line 1 to avoid backup withholding. For individuals, this is generally your social security number (SSN). However, for a resident alien, sole proprietor, or disregarded entity, see the instructions for Part I, later. For other entities, it is your employer identification number (EIN). If you do not have a number, see *How to get a TIN*, later.

Social security number	
[] [] [] - [] [] - [] [] [] []	

or

Employer identification number	
8 2 - 5 1 2 2 3 9 6	


Note: If the account is in more than one name, see the instructions for line 1. Also see *What Name and Number To Give the Requester* for guidelines on whose number to enter.

Part II Certification

Under penalties of perjury, I certify that:

1. The number shown on this form is my correct taxpayer identification number (or I am waiting for a number to be issued to me); and
2. I am not subject to backup withholding because: (a) I am exempt from backup withholding, or (b) I have not been notified by the Internal Revenue Service (IRS) that I am subject to backup withholding as a result of a failure to report all interest or dividends, or (c) the IRS has notified me that I am no longer subject to backup withholding; and
3. I am a U.S. citizen or other U.S. person (defined below); and
4. The FATCA code(s) entered on this form (if any) indicating that I am exempt from FATCA reporting is correct.

Certification instructions. You must cross out item 2 above if you have been notified by the IRS that you are currently subject to backup withholding because you have failed to report all interest and dividends on your tax return. For real estate transactions, item 2 does not apply. For mortgage interest paid, acquisition or abandonment of secured property, cancellation of debt, contributions to an individual retirement arrangement (IRA), and generally, payments other than interest and dividends, you are not required to sign the certification, but you must provide your correct TIN. See the instructions for Part II, later.

Sign Here	Signature of U.S. person ▶ 	Date ▶ <u>9-17-2020</u>
------------------	--	-------------------------

General Instructions

Section references are to the Internal Revenue Code unless otherwise noted.

Future developments. For the latest information about developments related to Form W-9 and its instructions, such as legislation enacted after they were published, go to www.irs.gov/FormW9.

Purpose of Form

An individual or entity (Form W-9 requester) who is required to file an information return with the IRS must obtain your correct taxpayer identification number (TIN) which may be your social security number (SSN), individual taxpayer identification number (ITIN), adoption taxpayer identification number (ATIN), or employer identification number (EIN), to report on an information return the amount paid to you, or other amount reportable on an information return. Examples of information returns include, but are not limited to, the following.

- Form 1099-INT (interest earned or paid)

- Form 1099-DIV (dividends, including those from stocks or mutual funds)
 - Form 1099-MISC (various types of income, prizes, awards, or gross proceeds)
 - Form 1099-B (stock or mutual fund sales and certain other transactions by brokers)
 - Form 1099-S (proceeds from real estate transactions)
 - Form 1099-K (merchant card and third party network transactions)
 - Form 1098 (home mortgage interest), 1098-E (student loan interest), 1098-T (tuition)
 - Form 1099-C (canceled debt)
 - Form 1099-A (acquisition or abandonment of secured property)
- Use Form W-9 only if you are a U.S. person (including a resident alien), to provide your correct TIN.

If you do not return Form W-9 to the requester with a TIN, you might be subject to backup withholding. See What is backup withholding, later.

**THE FOLLOWING ARE POST PACKET ITEMS:
ITEMS THAT WERE DISTRIBUTED AT THE MEETING
AND NOT IN THE ORIGINAL PACKET**

BMR Metropolitan District
Financial Statements

April 30, 2021

ACCOUNTANT'S COMPILATION REPORT

Board of Directors
BMR Metropolitan District

Management is responsible for the accompanying financial statements of each major fund of BMR Metropolitan District, as of and for the period ended April 30, 2021, which are comprised of the Balance Sheet and the related Statement of Revenues, Expenditures and Changes in Fund Balance – Budget and Actual – Water Enterprise Fund for the four months then ended in accordance with accounting principles generally accepted in the United States of America. We have performed a compilation engagement in accordance with the Statements on Standards for Accounting and Review Services promulgated by the Accounting and Review Services Committee of the AICPA. We did not audit or review the financial statements nor were we required to perform any procedures to verify the accuracy or completeness of the information provided by management. Accordingly, we do not express an opinion, a conclusion, nor provide any form of assurance on these financial statements.

Management has elected to omit the Statement of Net Position, Statement of Activities, Management Discussion and Analysis, the Statement of Cash Flows and all of the disclosures required by accounting principles generally accepted in the United States of America. If the omitted disclosures were included in the financial statements, they might influence the user's conclusions about the District's financial position and results of operations. Accordingly, the financial statements are not designed for those who are not informed about such matters.

We are not independent with respect to BMR Metropolitan District because we performed certain accounting services that impaired our independence.

Simmons & Wheeler P.C.

May 27, 2021
Englewood, Colorado

**BMR Metropolitan District
Balance Sheet
April 30, 2021**

See Accountant's Compilation Report

Assets

Current assets	
Cash and investments	\$ 1,014,716
Restricted Cash - CWRPDA	-
Prepaid Insurance	-
Accounts receivable-Other	-
Accounts receivable-Water	<u>48,870</u>
Total current assets	<u>1,063,586</u>
Other assets	
Fixed assets, net of depreciation	<u>2,241,867</u>
	<u>2,241,867</u>
	<u><u>\$ 3,305,453</u></u>

Liabilities and Net Position

Current liabilities	
Accounts payable	\$ 73,279
Accounts payable - Well	-
Retainage Payable - Well	-
Accrued Interest - CWRPDA Loan	<u>2,109</u>
Total current liabilities	<u>75,388</u>
Long-term debt	
CWRPDA - Loan	<u>594,310</u>
Total long term debt	<u>594,310</u>
Total liabilities	<u>669,698</u>
Net Position	
Investment in Capital Assets Net	1,548,758
Reserved for Water	220,000
Reserved for Capital Improvements	220,000
Reserve for Revolving Loan	64,000
Unreserved Funds	<u>582,997</u>
	<u>2,635,755</u>
	<u><u>\$ 3,305,453</u></u>

BMR Metropolitan District
Statement of Revenues, Expenditures and Changes in Fund Balance
Budget and Actual - Water Enterprise Fund
For the Four Months April 30, 2021

See Accountant's Compilation Report

	Annual <u>Budget</u>	<u>Actual</u>	Variance Favorable (Unfavorable)	Percentage of Annual <u>Budget</u>
Revenues:				
Water usage charge (Through Apr 2021)	\$ 245,000	\$ 28,997	\$ (216,003)	11.8%
Water service charge (Through Apr 2021)	374,400	124,686	(249,714)	33.3%
Water availability charge (Through Apr 2021)	5,670	1,456	(4,214)	25.7%
Availability charges (Through Apr 2021)	1,491	-	(1,491)	0.0%
Tap Fees	52,500	52,500	-	100.0%
Renewable Water Source Fee (Through Apr 2021)	37,440	12,429	(25,011)	33.2%
Other income	8,000	1,876	(6,124)	23.5%
	<u>724,501</u>	<u>221,944</u>	<u>(502,557)</u>	<u>30.6%</u>
Expenditures:				
System operator	60,000	10,880	49,120	18.1%
District management	60,000	19,392	40,608	32.3%
Accounting	13,000	4,086	8,914	31.4%
Audit	5,000	-	5,000	0.0%
Legal	40,000	12,700	27,300	31.8%
Miscellaneous expense	5,000	379	4,621	7.6%
Directors Fees	500	-	500	0.0%
Insurance	14,400	12,437	1,963	86.4%
Dues & Memberships	1,000	1,173	(173)	117.3%
Meter install / inspect	7,500	594	6,906	7.9%
Iron removal/Chemicals/Filters	50,000	11,587	38,413	23.2%
Water testing	30,000	6,606	23,394	22.0%
Utilities	62,000	17,964	44,036	29.0%
Utility Locates	10,000	346	9,654	3.5%
Water System Maintenance	85,000	24,467	60,533	28.8%
Water System Improvements	40,000	2,168	37,832	5.4%
Landscape Maintenance/Repairs	4,000	303	3,697	7.6%
Water System Repairs	50,000	21,580	28,420	43.2%
Engineering	50,000	315	49,685	0.6%
Water billing service	48,000	14,381	33,619	30.0%
Telephone	2,800	770	2,030	27.5%
Renewable Water Expenses	100,000	-	100,000	0.0%
Capital Projects/Reserve	220,000	-	220,000	0.0%
Revolving Fund Reserve	64,000	-	64,000	0.0%
Contingency	131,361	-	131,361	0.0%
Interest Expense - CWRPDA	12,305	4,131	8,174	33.6%
Revolving Loan Repayment	50,893	25,320	25,573	49.8%
Appropriated Renewable Water Expenses	220,000	-	220,000	0.0%
	<u>1,436,759</u>	<u>191,579</u>	<u>1,245,180</u>	<u>13.3%</u>
Excess (deficiency) of revenues over expenditures	(712,258)	30,365	742,623	
Fund Balance - beginning	<u>712,258</u>	<u>1,056,632</u>	<u>344,374</u>	
Fund Balance - ending	<u>\$ -</u>	<u>\$ 1,086,997</u>	<u>\$ 1,086,997</u>	

**Bell Mountain Ranch
Water District**

May 2021

3,722,800 Gross Production
118,840 Backwash Waste
0 Construction Use
1000 Irrigation.
2,679,793 Distribution
1,660,000 Billed

- All sampling was completed for the Month.
- Mountain Peaks repaired the auto sample for the wastewater discharge needs repair. The flow meter built into the sampler did not reflect the volume of sample collected. After the first sample aliquot was collected the sampler turn off and show an error message that no sample was collected, and the sampler would not continue sampling. This repair was completed after the monthly samples were composited by hand.
- Continued looking into zero reads water meters. The homeowners have been contacted and appointments have been made to check the functionality of these meters.
- Installed new water meters at 1555 King Mick Ct and 1610 Dusty Ross Ct.
- Checked for possible service line leak at 4175 Enchantra Circle. No leak was detected.
- Responded to a low-pressure report by a resident on Young Circle. Verify that the two pressure reducing valves that serve Young Circle were working correctly. Verify that the air release valve and the pressure at the fire hydrant on Young Circle were working correctly. The homeowner was notified and advised that the water pressure on the district side of thing was working correctly.
- Responded to a dirty water report by the resident at 1485 King Mick Ct in Stevens Ranch. This resident is the only occupied home on a new street and at the end of the street. The fire hydrant was flushed, eliminating the dirty water in the system.
- We are still waiting for the radiator for the generator at the well site. Power Systems West does not have a firm arrival date for the radiator.
- The Denver Well X-Reporter software failed to collect data for the month of April. Mountain Peaks was contacted, and the software was repaired.
- The routine maintenance of valve exercising is continuing throughout the distribution system. When this completed a full report will be provided with observations, issues, and corrective actions.

Flow Paced Backwash vs 24 Hour Cycles				
Month	Backwash Waste		Total Production	
	2020	2021	2020	2021
January	97,120	107,802	1,886,000	2,361,000
February	41,000	72,433	1,409,633	1,820,000
March	92,335	72,750	1,710,500	1,847,000
April	139,017	77,323	2,885,300	2,077,200
May	265,279	118,840	7,506,800	3,722,800
June	195,706		7,463,321	
July	143,254		8,263,771	
August	539,598		8,308,624	
September	412,140		8,127,600	
October	240,828		5,181,200	
November	95,172		2,173,920	
December	107,863		2,350,600	
Total Gallons	2,369,312		57,267,269	

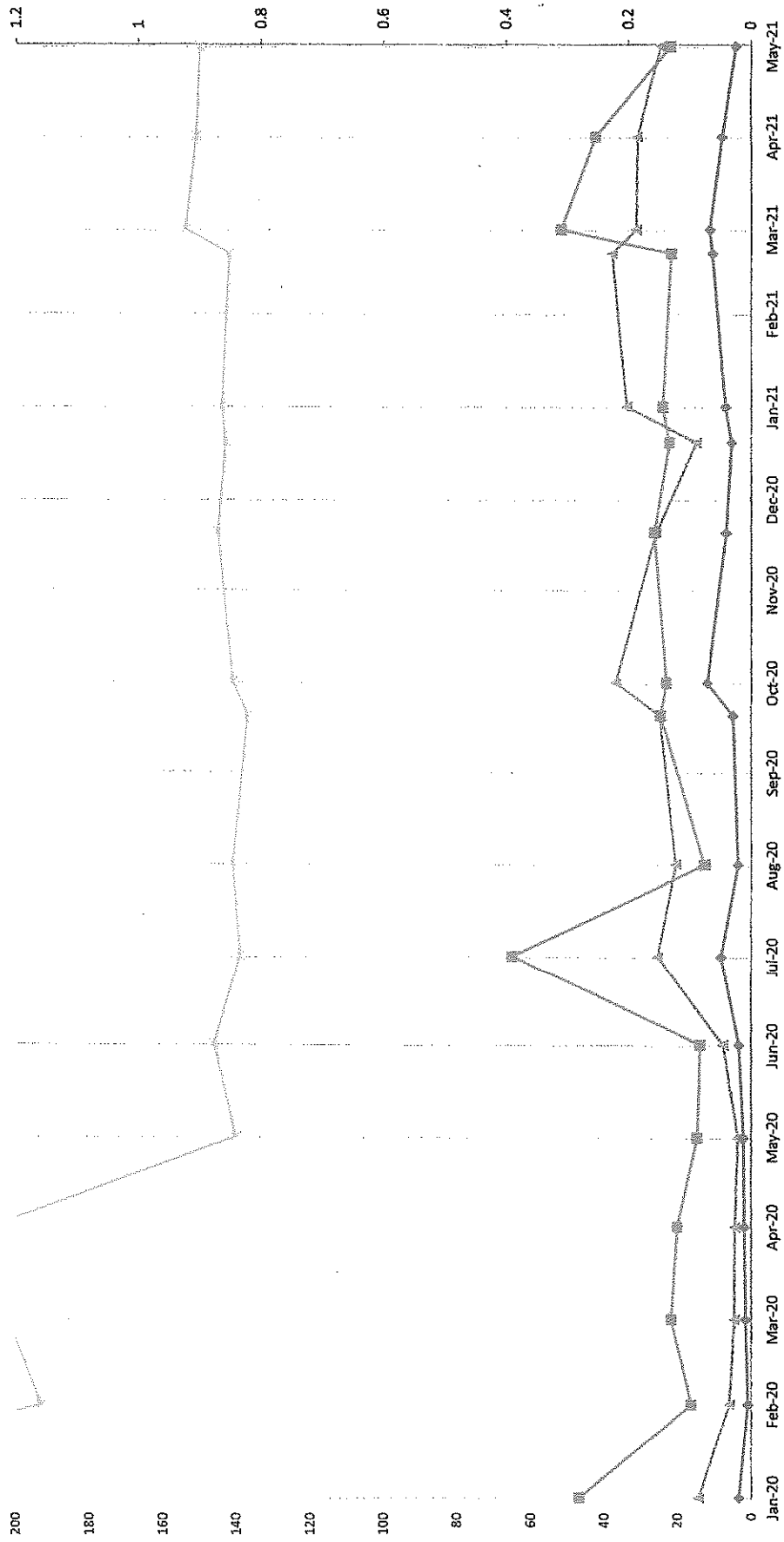
Bell Mountain Ranch Softener Average Concentrations							
	Manganese mg/L	Iron mg/L	Hardness mg/L	Total Dissolved Solids mg/L	Comments		
May-18	0.0038	0.016	0.1	133	Denver Well Individual		
Jun-18	0.458	0.355	9.8	132	Denver Well Individual		
Jul-18	0.0022	0.110	0.3	130	Denver Well Individual		
Aug-18	0.061	0.345	15.9	138	Denver Well Individual		
Sep-18	0.0013	0.051	0.8	134	Denver Well Individual		
Nov-18	0.0284	0.218	4.6	135	Denver Well Individual		
Dec-18	0.0456	0.351	18.2	132	Denver Well Individual		
Jan-19	0.0344	0.297	10.2	134	Denver Well Individual		
Feb-19	0.0281	0.286	13.6	143	Denver Well Individual		
Mar-19	0.0241	0.216	14	144	Denver Well Individual		
Apr-19	0.024	0.207	12.3	141	Denver Well Individual		
May-19	0.085	0.665	42.6	141	Denver Well Individual		
Jun-19	0.0031	0.033	1.7	142	Denver Well Individual		
Jul-19	0.05	0.038	1.7	143	Denver Well Individual		
Aug-19	1.2	0.232	25.2	136	Denver Well Individual		
Sep-19	0.045	0.013	30.1	137	Denver Well Individual		
Oct-19	0.0736	0.141	30.4	138	Denver Well Individual		
Nov-19	0.074	0.197	41.3	181	Denver Well Individual		
Dec-19	0.09	0.438	28.7	142	Denver Well Individual		
Jan-20	0.02	0.281	14.3	300	Denver Well Individual		
Feb-20	0.0055	0.097	5.9	193	Denver Well Individual		
Mar-20	0.009	0.130	4.6	202	Denver Well Individual		
Apr-20	0.0108	0.120	4.4	206	Denver Well Individual		
May-20	0.0121	0.087	3.6	140	Denver Well Individual		
Jun-20	0.0196	0.082	7.5	146	Denver Well Individual		
Jul-20	0.0484	0.39	25.4	139	Denver Well Individual		
Aug-20	0.0207	0.075	20.4	141	Denver Well Individual		
Sep-20	0.0295	0.148	24.9	137	Denver Well Individual		
Oct-20	0.0703	0.138	36.9	141	Denver Well Individual		
Nov-20	0.0404	0.158	25.8	145	Denver Well Individual		
Dec-20	0.0316	0.133	14.8	143	Denver Well Individual		
Jan-21	0.0416	0.144	33.9	144	Denver Well Individual		
Feb-21	0.0616	0.13	37.9	142	Denver Well Individual		
Mar-21	0.0662	0.31	31.2	154	Denver Well Individual		
Apr-21	0.0467	0.254	30.9	151	Denver Well Individual		
May-21	0.0243	0.131	24.6	150	Denver Well Individual		

Secondary Maximum Contaminant Level Suggested Limits Below

Mg/L 125 0.300 500 500

BELL MTN RANCH
SOFTNER CONCENTRATION

-▲- Bell Mountain Ranch softner average concentrations Hardness mg/L
 -●- Bell Mountain Ranch softner average concentrations Total Dissolved Solids mg/L
 -■- Bell Mountain Ranch softner average concentrations Manganese mg/L
 -◇- Bell Mountain Ranch softner average concentrations Iron mg/L



Denver Dawson Well Performance Ongoing

